

Au Fil du Tricot



PHOTO TUTORIAL – CDD

The Central Double Decrease is used as a lifeline all the way up on the Pin Parasol Shawl because it links both colors together.

I'm showing you, how to work it here.







Design by Sidney Rakotoarivelo of aufildutricot.com

#aufildutricot #pinparasol

CENTRAL DOUBLE DECREASE – CDD

This decrease is used to change color and is work like this:

<p>The CDD decreases by 2 stitches and is worked over 3sts. We are using :</p> <ul style="list-style-type: none"> 1 stitch worked with C1 1 stitch worked with C1 and C2. 1 stitch worked with C2. 		
<p>1. Slip 2 sts together as if to knit, The stitch in C1 The stitch worked with C1 and C2.</p>		
<p>2. Knit the following stitch (C2) holding C1 and C2 together.</p>		
<p>3. Pass the 2 slipped stitches over (3 threads, 2 of C1 and 1 of C2) the knitted stitch</p>		

© Sidney Rakotoarivelo 2020.

All rights reserved. This pattern is for personal use only.

Feel free to contact me for commercial use.

